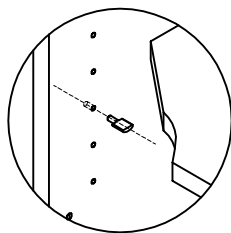


Crown America International

Sandwich Board Construction

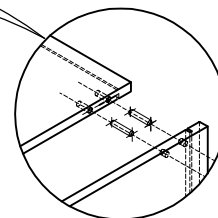
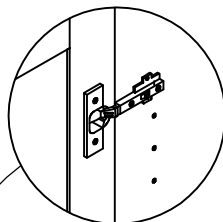
SHELVES

*3/4" laminated plywood
Adjustable with chrome plated
shelf pins
Durable melamine finish*



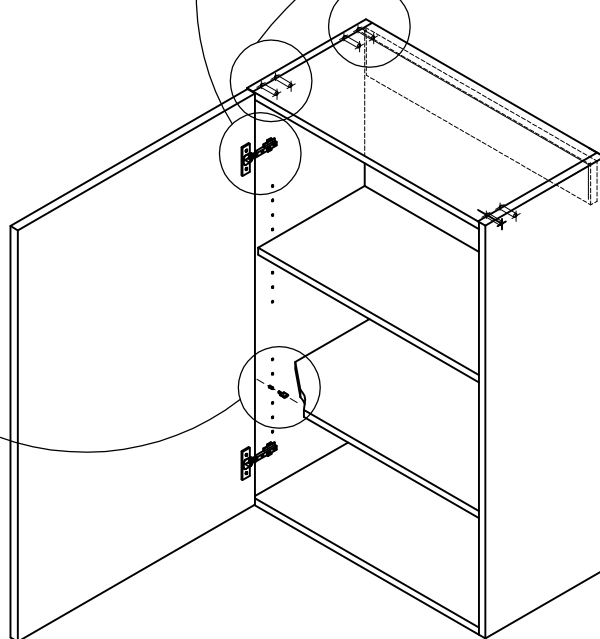
HINGES

*Fully concealed
110 degree opening
6-way, cam adjusting*




CABINET BOX

*5/8" laminated sides
with melamine finish
Joints are pressure fitted,
doweled & glued*



UPPER CABINET



MATERIAL

*5/8" laminated plywood
Durable melamine finish*




Crown America International

Sandwich Board Construction

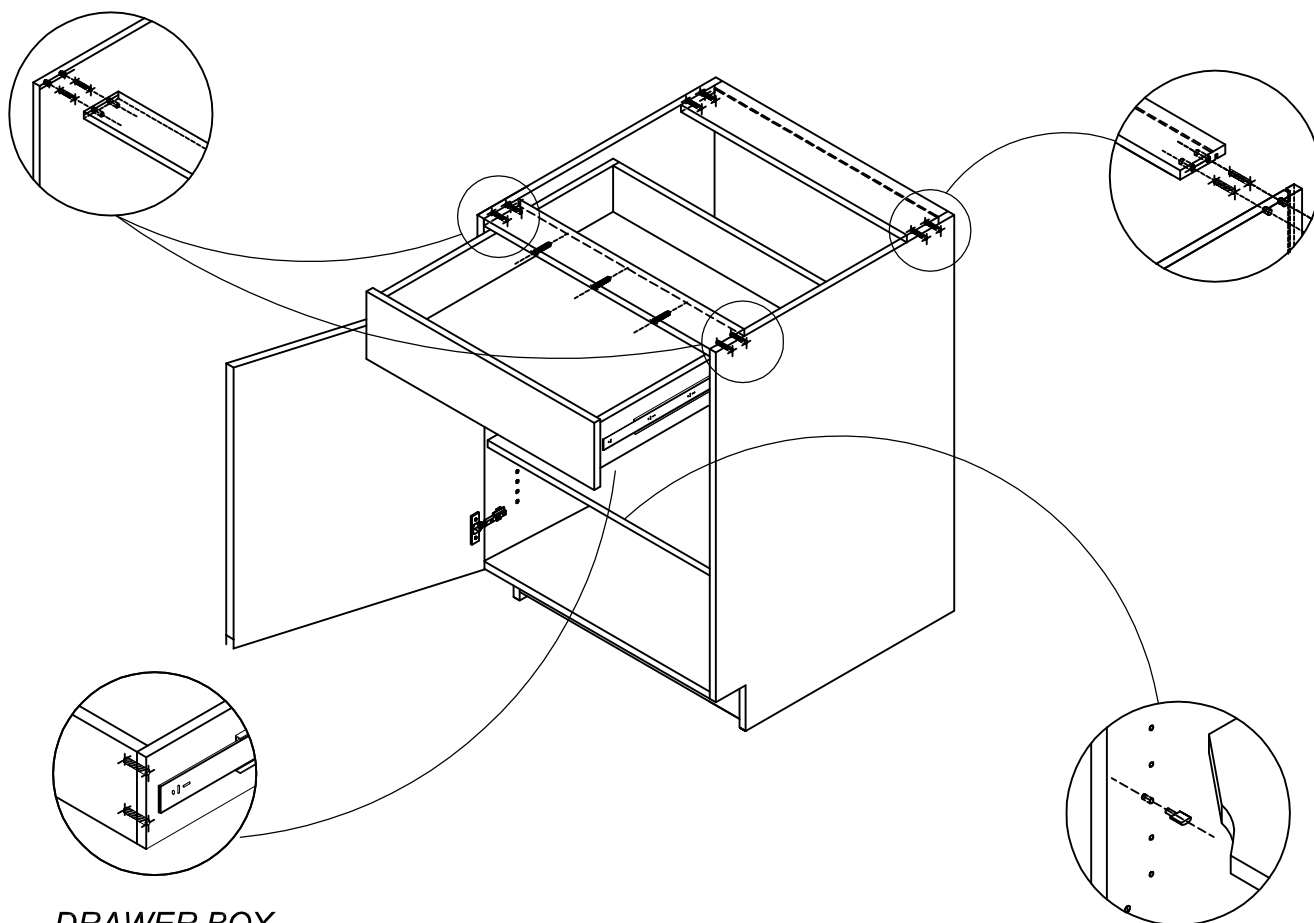
CABINET BOX

*Joints are pressure fitted,
doweled & glued*



MATERIAL

*5/8" laminated plywood
Durable melamine finish*



DRAWER BOX

*5/8" laminated box with
Melamine finish
Dowel joint construction
Full extension ball bearing guides*



SHELVES

*3/4" laminated plywood
Adjustable with chrome plated
shelf pins
Durable melamine finish*

BASE CABINET